



Goals of Therapy for WHIM Syndrome (a Chronic Neutropenic Disorder)

Teresa K. Tarrant, MD

Associate Professor of Medicine

Vice Chief Translational Research for the Division of Rheumatology and Immunology

Duke University School of Medicine

Durham, NC

Resource Information

About This Resource

These slides are one component of a continuing education program available online at MedEd On The Go titled [WHIM Syndrome \(A Chronic Neutropenic Disorder\): Uncouple the Complex for HCPs and Patients](#)

Program Learning Objectives:

- Gain an understanding of WHIM syndrome as a rare PID/ chronic neutropenic disorder with diverse clinical presentations
- Implement strategic measures to improve the early identification of WHIM syndrome patients for prompt assessment and diagnosis to avoid potential complications and long-term sequelae
- Understand the CXCR4 pathway dysregulation and how it relates to the underlying causes of WHIM syndrome
- Garner an understanding of the limitations of current approaches for WHIM syndrome and potential new approaches for patients

MedEd On The Go®

www.mededonthe-go.com



This content or portions thereof may not be published, posted online or used in presentations without permission.



This content can be saved for personal use (non-commercial use only) with credit given to the resource authors.



To contact us regarding inaccuracies, omissions or permissions please email us at support@MedEdOTG.com

Disclaimer

The views and opinions expressed in this educational activity are those of the faculty and do not necessarily represent the views of Total CME, LLC, the CME providers, or the companies providing educational grants. This presentation is not intended to define an exclusive course of patient management; the participant should use their clinical judgment, knowledge, experience, and diagnostic skills in applying or adopting for professional use any of the information provided herein. Any procedures, medications, or other courses of diagnosis or treatment discussed or suggested in this activity should not be used by clinicians without evaluation of their patient's conditions and possible contraindications or dangers in use, review of any applicable manufacturer's product information, and comparison with recommendations of other authorities. Links to other sites may be provided as additional sources of information.

Why Are Neutrophils Important?

A: Neutrophils are one of the first cells that respond to infectious pathogens like bacteria

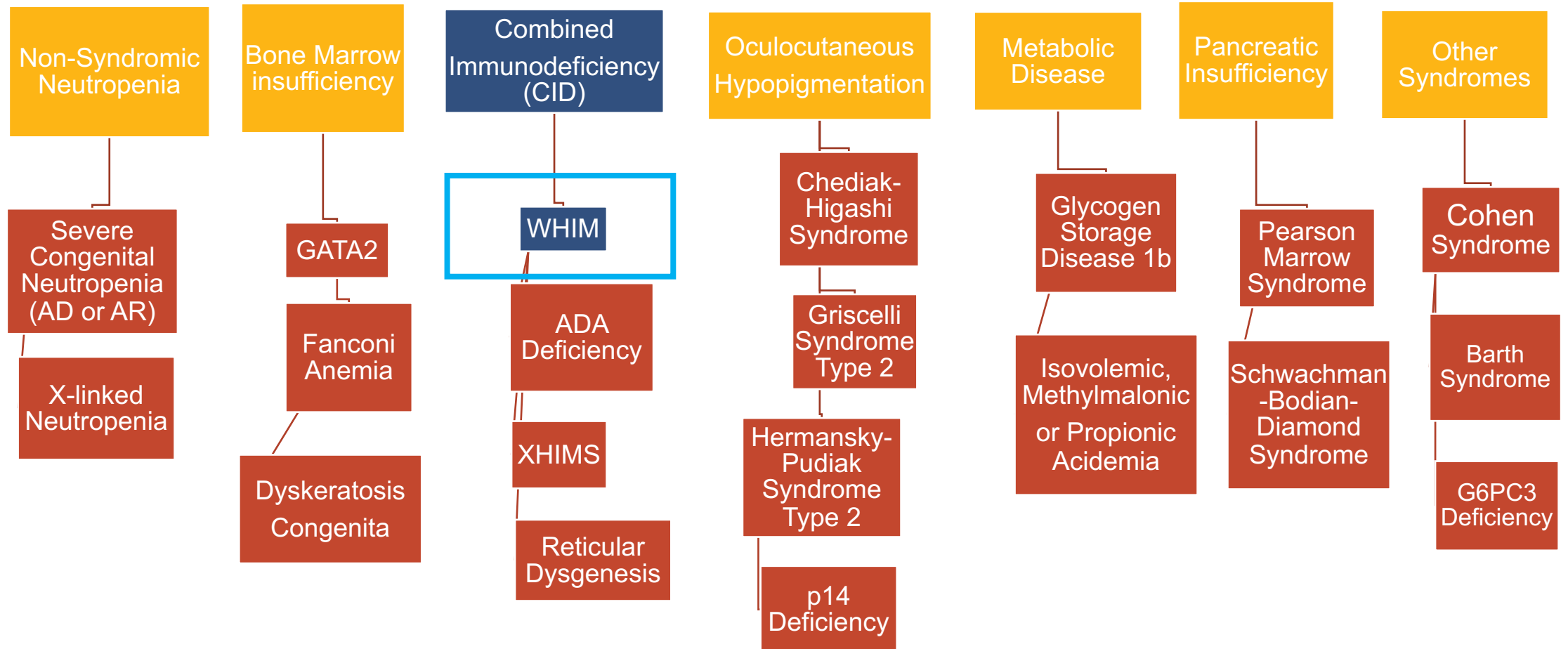
- Rapid mobilization and migration from the bone marrow
- Release cytotoxic granules to kill bacteria
- Phagocytosis of opsonized bacteria
- NADPH oxidase-derived ROS for intracellular killing
- NETosis - extracellular traps formed by DNA fibers and proteins from the granules

What is Congenital Neutropenia?

A: Typically due to a bone marrow maturation arrest in the myeloid lineage

- **Multiple etiologies:**
 - Inborn errors of immunity
 - Complex inherited syndromic diseases
 - Metabolic
 - Idiopathic

Congenital Neutropenia



WHIM, Warts, Hypogammaglobulinemia, Infections, and Myelokathexis.

WHIM Syndrome Is an Inborn IEI

Autosomal Dominant Gain of Function in *CXCR4*

Warts

- Increase in susceptibility to HPV infections
- Manifestations include cutaneous and anogenital warts



Used with permission from Dr. David Dale

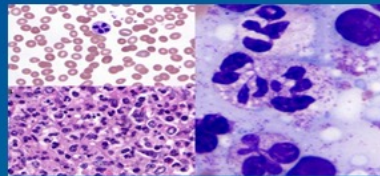
Hypogammaglobulinemia

- May present with low levels of IgG, IgA, and/or IgM
- Associated with impaired isotype switching and defects in B-cell maturation and function
- Immunoglobulin replacement therapy is used in approximately 45% of patients with WHIM syndrome

WHIM Syndrome Clinical Hallmarks

Myelokathexis

- Retention of neutrophils in the bone marrow
- Clinical features include neutropenia, lymphopenia, and monocytopenia^{6,7}



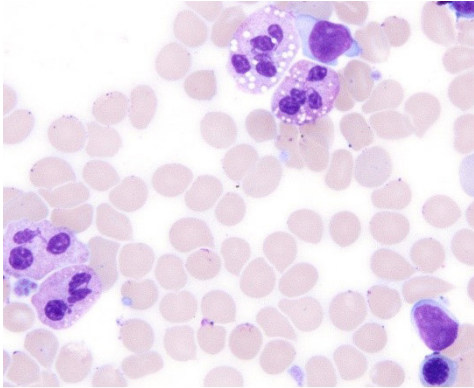
Reprinted from Blood, 121, van Slambrouck CM, et al. 875 © 2013 American Society of Hematology, with permission from Elsevier.

Infections

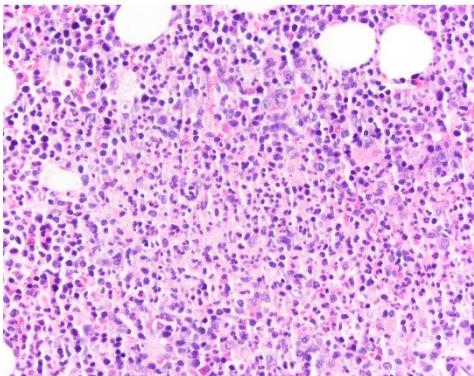
- Increase in infections owing to dysfunctional or low levels of circulating B-cells, T cells, or neutrophils
- Infections of the ear, skin, oral cavity, and sinopulmonary tract are common

- Not all patients present with the 4 characteristics of WHIM syndrome at any given time
- Many patients experience additional manifestations of disease

WHIM Syndrome – Myelokathexis and Neutropenia



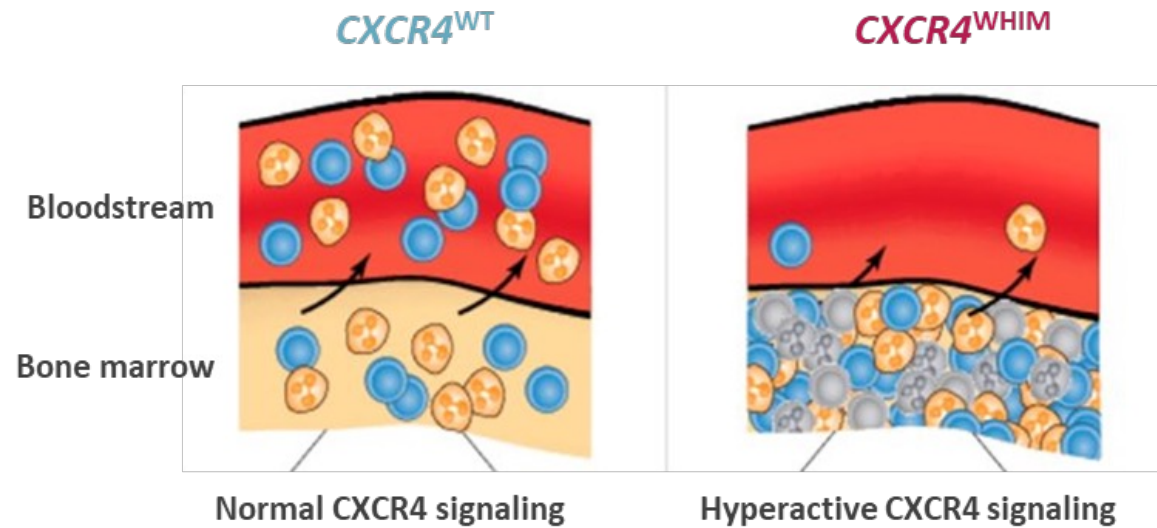
Thin chromatin strands connecting abnormal lobes and vacuoles



Hypercellular marrow

Permission by Jacob Bledsoe

Model of Neutropenia in WHIM Syndrome



There Are No FDA-Approved Medications for WHIM Syndrome

Current treatments:

- Symptomatic, not targeted
- Preventive treatment for HPV-associated infections and cancers

Symptomatic Management of WHIM Syndrome	
Category of therapeutics	Role in the management of WHIM syndrome
Antibiotics	<ul style="list-style-type: none">• May attenuate the risk of exacerbations• Low-dose macrolides and inhaled aminoglycosides may reduce risk of bronchiectasis exacerbations
Antivirals	<ul style="list-style-type: none">• Effective against recurrent herpes infections
Immunoglobulins	<ul style="list-style-type: none">• May reduce incidence of recurrent infections• No well-controlled studies documenting efficacy in WHIM syndrome• Not approved by FDA specifically for WHIM syndrome
G-CSFs	<ul style="list-style-type: none">• Used to increase levels of circulating neutrophils• No well-controlled studies documenting efficacy in WHIM syndrome• Not approved by FDA specifically for WHIM syndrome
Vaccine	<ul style="list-style-type: none">• Early vaccination with HPV vaccine may prevent certain HPV infections and reduce HPV related cancers• Require periodic revaccination• More research is needed to determine the role of HPV vaccination in the treatment for WHIM syndrome

Summary

- Help treat symptomatic infections as they arise
- Prevent HPV infections when possible
- Use immunoglobulin replacement therapy to protect patients from infectious complications



Looking for more resources on this topic?

- CME/CE in minutes
- Congress highlights
- Late-breaking data
- Quizzes
- Webinars
- In-person events
- Slides & resources

www.MedEdOTG.com